

VET Information Session

Make-Up

Inner Melbourne VET Cluster
Tuesday 18th October 2022

Presented by:
Simone Biancalani and Claire Rankin



Who is IMVC?

We support young people on the journey of transition from school to work and independence.

Young people transitioning from dependence to independence

Vocational Education & training

- VETDSS
- Short courses like MAP
- Certified courses for post-school learners

Upskill for work

- Career exploration
- Work-readiness courses
- Jobs and career advice
- RSA, RSF

Connect with industry

- Industry immersion
- Traineeships
- Mentoring

Case-management services

- Jobseekers transitioning to work
- Young people living in of home care transitioning to living independently

Link to services they might need

- Mental health support
- Housing services
- Health and wellbeing services
- Disability services

Advocacy

- for Jobseekers
- Contribute to the national youth and disability agendas and policies

For more information on how IMVC supports young people please visit:
www.IMVC.com.au

2023 VET Programs

In 2023, the Inner Melbourne VET Cluster will offer:

SHB30215* Certificate III in Make-Up (two-year program)


*This program is subject to change in 2023.



SHB30215* Certificate III in Make-Up

This qualification is suitable for individuals interested in:

- A career as a make-up artist
- Designing and applying make-up for a range of purposes and occasions in the beauty, fashion, media and entertainment industries
- Building a range of well-developed technical and consultation skills, including working cooperatively with photographers, fashion stylists and media production staff
- Working in areas such as make-up studios, retail cosmetic counters, fashion and media sets, and photography studios



Contribution to VCE/VCAL/Vocational Major

Make-Up

VCE/VCAL/VM: Students may be eligible to receive recognition of up to four units of credit towards the VCE: two units at the Units 1 & 2 level and a VCE VET Units 3 & 4 level.

ATAR: This subject does not have a study score and therefore cannot contribute towards the student's primary four. Students who receive a Units 3 & 4 sequence may be eligible for a 10% increment towards their ATAR (10% of the lowest result of your primary four scaled studies). Please note the student must already have English and three other fully scored VCE/VET subjects to create the primary four. VCAL and the VCE Vocational Major do not contribute towards an ATAR.

A Certificate (issued at the end of the year) listing all units of competencies completed will be issued upon successful completion.

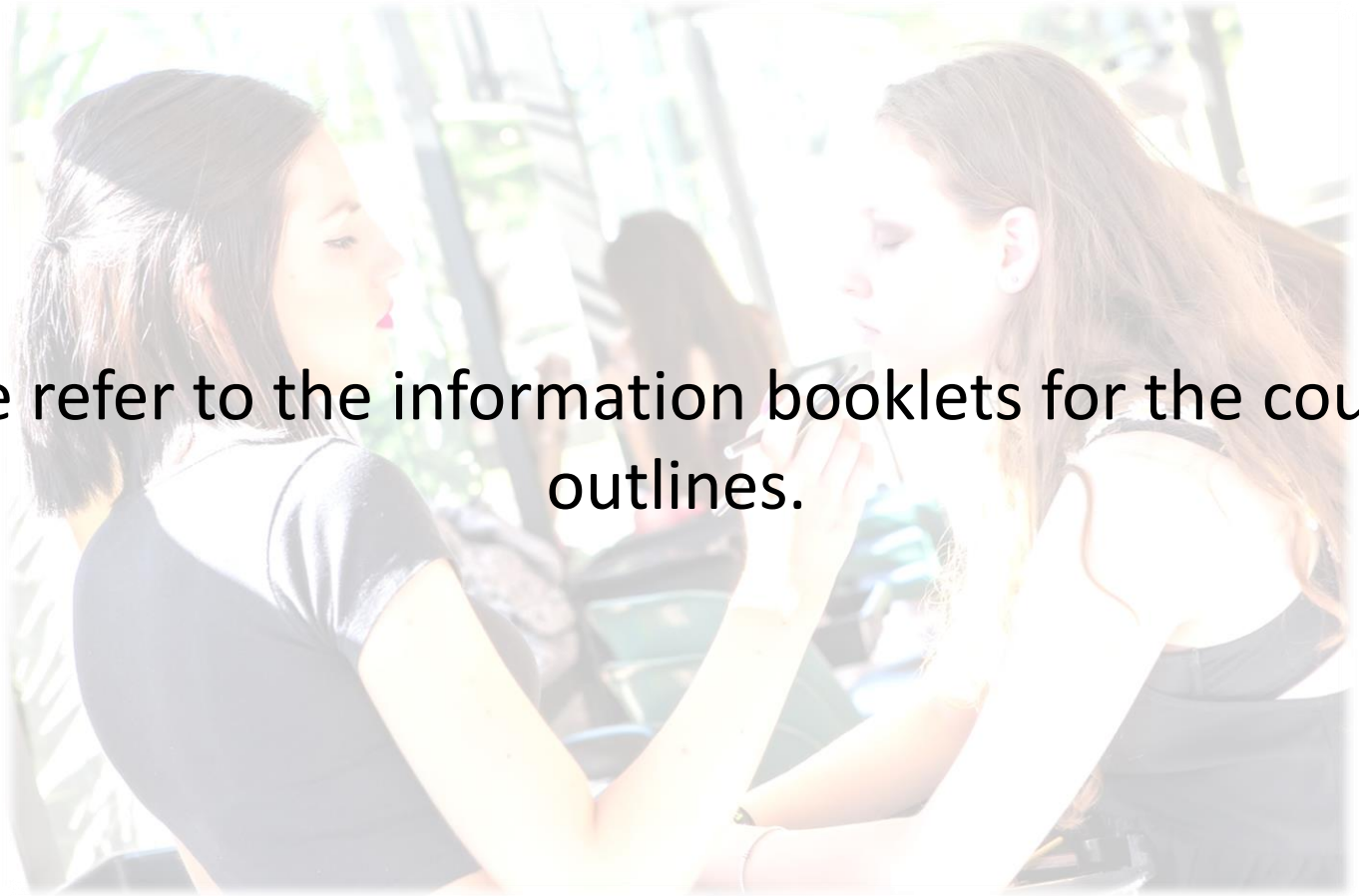
Program Delivery

Program	Venue	Day and Time
Make-Up Year 1	Avidity	Wednesday 9:00am – 1.30pm
Make-Up Year 2	Avidity	Wednesday 2:00pm – 6.30pm



Course Outlines

Please refer to the information booklets for the course outlines.



Course Content – Make-Up

- Information and hands-on activities to enable students to complete the following aspects of work in the make-up industry is provided as part of the course
- Skills and knowledge required to maintain a safe work environment for staff and customers by observing basic safety and emergency procedures in a salon environment
- Knowledge of workplace rights, responsibilities, and organisational policies and procedures by using effective team and individual work practices to plan and organise daily salon related activities
- Information and techniques to undertake a range of the latest make-up application trends and techniques including, special occasion, bridal and fashion make-up, airbrushing, camouflage, eyelash extensions, fantasy make-up
- Preparing skin for make-up application and applying make-up products to meet clients' expectations as per the consult

Course Content – Make-Up

- Providing and recommending various skincare, cosmetic, make-up products and services
- Conducting financial transactions sales of products and services within a personal services environment using a salon software program
- Keeping work areas and equipment clean and tidy as well as performing housekeeping duties in a salon
- Provision of excellent customer service by adhering to customer service values and standards
- Hands on practical tasks for the application of cosmetic tanning services, shaping and tinting of eyebrow, lash extensions/ lash extension infills and lash extension removal
- Conducting skin analysis to identify skin type, colouring, age, facial structure, and shape

Program Requirements – Make-Up

Student Make-Up Kit

All students will receive a comprehensive make-up training kit which is part of the course material fees. The 2023 Student Kit will include a comprehensive range of products (subject to availability).

Clothing Requirements

Students are required to wear comfortable neat clothes (preferably black), or school uniform, and enclosed non-slip shoes.

Work Placement Requirements



80 hours of work placement (over two years) is strongly recommended.

The placement can be in any retail outlet and not necessarily confined to the make-up/cosmetics industry. However, this is recommended for experience and training.

Skills students should possess – Make-Up

- Interest in beauty, cosmetics, and make-up
- Creative, imaginative, and artistic skills
- Good communication, customer service, and interpersonal skills, with an ability to listen and follow trainer's instructions
- Ability to work well under pressure and independently
- Excellent attention to detail and complete tasks
- Interest in current and historical make-up trends
- Good hand-eye coordination
- Organised and punctual
- Willingness to have make-up application performed by other students
- Well-groomed presentation and hygiene

Student Work



Student Work



Attendance and Punctuality Requirements

Attendance

Students must attend all classes. An allowance of two absences a Semester or four for the year is allocated to students. An additional two approved absences is allowed for school camps, excursions etc. Where possible, students need to notify their VET Coordinators, trainers and/or their workplace in advance.

Punctuality

All students are expected to arrive on time to class. Students who arrive late will miss class content and will be required to catch up in their own time to complete the work.

Missing one class of VET is equal to missing a week of school.

Reports

- Schools will receive an interim VET report at the end of Term 1.
- Semester reports are distributed at the end of Semester 1 and 2.
- Statements of Results (issued at the end of the first year) and Certificates (issued at the end of the second year) listing all units of competencies completed, will be issued upon successful completion.
- These are sent directly to the student's home school.

Please note, completed Certificates might not be sent until the following year, in accordance with graduation processes from the various training providers.

Program Costs

All VET programs facilitated through the IMVC attract costs. Through the clustering arrangement these costs are kept to a minimum where possible.

Please note: Please contact your school's VET Coordinator. All fees will be invoiced to schools after Census date usually in March. Once a student has commenced the course, the fees will not be refunded.

Communicating to Students

All correspondence and administrative issues will be communicated to students via their school-based VET Coordinator.

Occasionally, it may be appropriate to contact the student via SMS (e.g. to inform of a cancelled class) or email.

Parents must communicate directly with their school VET Coordinator and not initiate direct communication with VET trainers.

Confirming Expressions of Interest

Expression of Interests will be processed in late October.

Schools will be notified in November of the status of their students' Expressions of Interest.

Letters should be sent to students and parents by schools confirming enrolments by the end of November.

Questions

Further course information can be found
in the Information Booklets and the
2023 VET Course Guide here:

www.courseguide.imvc.com.au